

GAZI WIRES LIMITED, CHITTAGONG.
STATEMENT OF FINANCIAL POSITION
As at 30 June 2018.

PROPERTY & ASSETS	NOTES	30.06.2018 TAKA	30.06.2017 TAKA
FIXED ASSETS		21,951,531	12,604,497
Gross Block		56,937,862	46,417,185
Less: Depreciation		35,630,834	34,457,191
Net Block	5.00	21,307,028	11,959,994
Assets in Pakistan	6.00	644,503	644,503
TOTAL CURRENT ASSETS:		1,042,060,269	1,075,201,411
STOCK & STORES		114,314,989	187,027,775
Raw materials	7.00	43,917,035	139,215,986
Spares and Store	8.00	15,218,496	15,073,961
Work in Process	9.00	2,447,000	2,810,000
Finished goods	10.00	30,695,911	22,552,086
Goods in Transit	11.00	18,731,347	4,846,492
Scrap Stock	12.00	3,305,200	2,529,250
OTHER CURRENT ASSETS		927,745,280	888,173,636
Trade Debtors	13.00	31,610,584	25,590,301
Inter Project Current A/c	14.00	26,109,152	27,557,072
Inter Project Dis-Investment	15.00	45,306	45,306
Advance, Deposits & Prepayments	16.00	19,035,893	12,615,935
Advance Income Tax	17.00	331,618,993	281,053,042
Cash & Bank balance	18.00	519,325,352	541,311,980
TOTAL PROPERTY ASSETS		1,064,011,800	1,087,805,908


The statement of financial position should be read in conjunction with the accompanying notes, which constitute an integral part thereof.

Head of Accounts

Head of Enterprise

As per report of date annexed.

Dated, Chittagong
27th December, 2018


(HUDA HOSSAIN & CO.)
Chartered Accountants



GAZI WIRES LIMITED, CHITTAGONG.
STATEMENT OF FINANCIAL POSITION
As at 30 June 2018.


CAPITAL & LIABILITIES	NOTES	30.06.2018 TAKA	30.06.2017 TAKA
AUTHORISED CAPITAL			
5,00,000 Ordinary shares of Tk.10 each		5,000,000	5,000,000
Issued, Subscribed and Paid up			
100,000 Ordinary Shares of Tk.10 each		1,250,000	1,250,000
25,000 Bonus shares of Tk.10 each		1,000,000	1,000,000
		250,000	250,000
RESERVE & SURPLUS			
Capital Reserve	19.00	537,697,760	500,290,816
Retained Earnings	42.00	486,088	486,088
Tax Holiday Reserve	20.00	522,569,407	485,162,463
BMRE Project Reserve	21.00	7,841,285	7,841,285
		6,800,980	6,800,980
LONG TERM LOAN			
Govt. Loan for Manpower Balancing	22.00	11,813,184	11,525,632
DEFERRED EXPENSES			
Liability in Pakistan	23.00	129,580,294	214,193,240
Leave Pay & Gratuity	24.00	1,136,713	1,136,713
		128,443,581	213,056,527
CURRENT LIABILITIES			
Advance against Sales	32.00	383,670,562	360,546,220
BSEC Current A/c	25.00	13,363,987	4,583,597
Inter Project Current A/c	26.00	14,770,560	17,270,560
Inter Project Dis-Investment	27.00	669,109	669,109
Liability for Goods Supply	28.00	30,499	30,499
Liability for Expenses	29.00	20,266,979	30,659,987
Bank Over Draft	30.00	36,535,130	36,000,066
Liability for Financial Expenses	31.00	1,152	79
Provision for Income Tax	17.00	15,249,151	19,459,760
		282,783,995	251,872,563
TOTAL CAPITAL & LIABILITIES		1,064,011,800	1,087,805,908

The statement of financial position should be read in conjunction with the accompanying notes, which constitute an integral part thereof.

Head of Accounts

Head of Enterprise

As per report of date annexed.



(HUDA HOSSAIN & CO.)
Chartered Accountants

Dated, Chittagong
27th December, 2018

GAZI WIRES LIMITED, CHITTAGONG.
STATEMENT OF COMPREHENSIVE INCOME
 For the year ended 30 June, 2018

PARTICULARS	NOTES	30.06.2018 TAKA	30.06.2017 TAKA
GROSS SALES	33.00	733,698,376	746,115,336
Less: Value Added Tax		95,699,791	97,319,392
" Trade discount		71,811,462	60,907,467
		<u>167,511,253</u>	<u>158,226,859</u>
NET SALES		566,187,123	587,888,477
Less: Cost of Goods Sold	34.00	444,410,030	396,369,126
Gross Profit/(Loss)		121,777,092	191,519,351
Less: Administrative Expenses	35.00	32,886,707	41,905,304
Salary & Perquisites of M.D.	36.00	1,701,136	1,654,496
Directors Fee		640,000	607,500
Selling Expenses	39.00	19,626,304	21,619,789
Audit Fee	37.00	68,750	71,250
Legal Expenses	38.00	-	9,000
Financial Expenses	40.00	716,180	623,781
		<u>55,639,077</u>	<u>66,491,120</u>
OPERATING PROFIT/(LOSS)		66,138,016	125,028,231
Add: Inventory Adjustment		-	-
Other Income	41.00	26,828,696	47,872,870
Net Profit/(Loss) Before WPPF		92,966,712	172,901,101
Less: WPPF		4,648,336	8,645,055
Net Profit/(Loss) Before Tax		88,318,376	164,256,046
Less: Tax Provision During the year:		30,911,432	57,489,616
Net Profit/(Loss) After Tax:		57,406,944	106,766,430
Earning per share	43.00	459	854

The statement of comprehensive income should be read in conjunction with the accompanying notes, which constitute an integral part thereof.

Head of Accounts


Head of Enterprise

As per report of date annexed.

Dated, Chittagong
27th December, 2018

(Signature)
(HUDA HOSSAIN & CO.)

Chartered Accountants



GAZI WIRES LIMITED, CHITTAGONG.
STATEMENT OF CHANGES IN EQUITY
For the year ended 30 June, 2018

Particulars	Share Capital	Retained Earnings	Total Equity
	Taka	Taka	Taka

Balance as on July 01, 2016	1,250,000	378,396,033	379,646,033
Net Profit/(Loss) During the Year	-	106,766,430	106,766,430
Balance as on June 30, 2017	1,250,000	485,162,463	486,412,463


Balance as on July 01, 2017	1,250,000	485,162,463	486,412,463
Net Profit/(Loss) During the Year	-	57,406,944	57,406,944
Profit Transferred to Head Office		(20,000,000)	(20,000,000)
Balance as on June 30, 2018	1,250,000	522,569,407	523,819,407

Head of Accounts

Head of Enterprise

As per report of date annexed.

Dated, Chittagong
27th December, 2018


(HUDA HOSSAIN & CO.)
Chartered Accountants

